



IJF Cadets Mixed Teams World Ranking List

Latest Update: **01/07/2018**

The Cadets Mixed Teams World Ranking List will consist of points from
Continental Championships Mixed Teams and World Championships Mixed Team

	Continental Ch. Senior	World Ch. Senior
1st place	700	2000
2nd place	490	1400
3rd place	350	1000
5th place	252	720
7th place	182	520
1/16th	112	320
1/32nd	84	240

The Ranking:

The results will count **starting from World Mixed Teams Championships 2017**.
Points will be allocated even if no match was won.

The points for each Cadets Mixed Teams Championships will expire as follows:

- In the first 12 months after the Cadets Championship the points will count 100%
- After 12 months points will be reduced to 50%
- After 24 months points will be reduced to 0%

The dividing line is the following week (week number) in which the Championship was held.
Beginning of the week is defined as Monday.

Exception: For the equal treatment of all Continents, the Continental Championships will be treated as they were held on week number 26 regardless of the week number that they are organized in. The points reduction/expiration will be done on Monday of week 27.

Additional Rules:

In case of equality of total points, the higher ranking will be decided by:

- The highest sum of the current points from all World Mixed Team Senior Championships.
- The highest sum of the current points from all Continental Mixed Team Championships.

For any questions, corrections or feedback please contact Mr. Matthias FISCHER: fischer@ijf.org










Cadets

IJF Mixed Teams World Ranking List



01/07/2018

Ranking	Nation	Continent	Country	Total score	World CS Sum	Continental CS Sum	World Championships '18	Continental '18	World Championships '17	Continental '17	Continental '16
							100%	100%	100%	100%	0%
1	RUS	EJU	RUSSIA	2700	2000	700		700	2000		
2	BRA	PJC	BRAZIL	1400	1400	0			1400		
3	AUS	OJU	AUSTRALIA	1020	320	700		700	320		
4	GEO	EJU	GEORGIA	1000	1000	0			1000		
4	JPN	JUA	JAPAN	1000	1000	0			1000		
6	GER	EJU	GERMANY	902	720	182		182	720		
7	UZB	JUA	UZBEKISTAN	720	720	0			720		
8	EGY	AJU	EGYPT	700	0	700		700			
9	HUN	EJU	HUNGARY	572	320	252		252	320		
10	CAN	PJC	CANADA	520	520	0			520		
10	MGL	JUA	MONGOLIA	520	520	0			520		
12	FRA	EJU	FRANCE	492	240	252		252	240		
13	ALG	AJU	ALGERIA	490	0	490		490			
13	NED	EJU	NETHERLANDS	490	0	490		490			
13	NCL	OJU	NEW CALEDONIA	490	0	490		490			
16	ITA	EJU	ITALY	432	320	112		112	320		
17	BDI	AJU	BURUNDI	350	0	350		350			
17	ROU	EJU	ROMANIA	350	0	350		350			
17	RSA	AJU	SOUTH AFRICA	350	0	350		350			
17	TUR	EJU	TURKEY	350	0	350		350			
21	CHI	PJC	CHILE	320	320	0			320		
21	COL	PJC	COLOMBIA	320	320	0			320		
21	KAZ	JUA	KAZAKHSTAN	320	320	0			320		
21	MEX	PJC	MEXICO	320	320	0			320		
21	TUN	AJU	TUNISIA	320	320	0			320		

26	GAB	AJU		GABON	252	0	252		252			
26	MAD	AJU		MADAGASCAR	252	0	252		252			
28	ARG	PJC		ARGENTINA	240	240	0			240		
29	UKR	EJU		UKRAINE	182	0	182		182			
30	AUT	EJU		AUSTRIA	112	0	112		112			
30	BLR	EJU		BELARUS	112	0	112		112			
30	BIH	EJU		BOSNIA-HERZEGOVINA	112	0	112		112			
30	GBR	EJU		GREAT BRITAIN	112	0	112		112			
30	GRE	EJU		GREECE	112	0	112		112			