



# IJF Juniors Mixed Teams World Ranking List



Latest Update: 18/09/2022

**The Junior Mixed Teams World Ranking List will consist of points from**  
Continental Championships Mixed Teams and World Championships Mixed Team

	Continental Ch. Senior	World Ch. Senior
1st place	700	2000
2nd place	490	1400
3rd place	350	1000
5th place	252	720
7th place	182	520
1/16th	112	320
1/32nd	84	240

### The Ranking:

The results will count **starting from World Mixed Teams Championships 2017**.  
Points will be allocated even if no match was won.

### The points for each Mixed Junior Teams Championships will expire as follows:

- In the first 12 months after the Junior Championship the points will count 100%
- After 12 months points will be reduced to 50%
- After 24 months points will be reduced to 0%

The dividing line is the following week (week number) in which the Championship was held.  
Beginning of the week is defined as Monday.

Exception: For the equal treatment of all Continents, the Continental Championships will be treated as they were held on week number 26 regardless of the week number that they are organized in. The points reduction/expiration will be done on Monday of week 27.

### Additional Rules:

In case of equality of total points, the higher ranking will be decided by:

- The highest sum of the current points from all World Mixed Team Senior Championships.
- The highest sum of the current points from all Continental Mixed Team Championships.

For any questions, corrections or feedback please contact: [ranking.juniors@ijf.org](mailto:ranking.juniors@ijf.org)













# Juniors

## IJF Mixed Teams World Ranking List



18/09/2022

Ranking	Nation	Continent	Country	Total score	World CS Sum	Continental CS Sum	World Championships 22	Continental 22	World Championships 21	Continental 21	World Championships 19
1	FRA	EJU	FRANCE	4050	3000	1050	1000	700	2000	700	1000
2	TUR	EJU	TURKIYE	3135	2400	735	1400	490	1000	490	
3	GER	EJU	GERMANY	2343	2000	343	1000	252	1000	182	720
4	JPN	JUA	JAPAN	2000	2000	0	2000				2000
5	BRA	PJC	BRAZIL	1940	1240	700	720	700	520		720
6	IJF	IJF	IJF	1575	1400	175			1400	350	1400
7	GEO	EJU	GEORGIA	1196	720	476	720	350		252	1000
8	UKR	EJU	UKRAINE	1028	720	308		252	720	112	
9	HUN	EJU	HUNGARY	888	720	168		112	720	112	
10	UZB	JUA	UZBEKISTAN	840	840	0	520		320		320
11	EGY	AJU	EGYPT	700	0	700		700			
12	NED	EJU	NETHERLANDS	677	320	357		182	320	350	
13	KEN	AJU	KENYA	572	320	252		252	320		
14	CUB	PJC	CUBA	520	520	0	520				
14	ITA	EJU	ITALY	520	520	0			520		
16	ANG	AJU	ANGOLA	490	0	490		490			
16	MEX	PJC	MEXICO	490	0	490		490			
18	AUS	OJU	AUSTRALIA	350	0	350		350			
18	AZE	EJU	AZERBAIJAN	350	0	350		350			
18	CMR	AJU	CAMEROUN	350	0	350		350			
18	SEN	AJU	SENEGAL	350	0	350		350			
22	ECU	PJC	ECUADOR	320	320	0	320				
22	IND	JUA	INDIA	320	320	0			320		
22	KAZ	JUA	KAZAKHSTAN	320	320	0			320		
22	TUN	AJU	TUNISIA	320	320	0			320		

26	CHI	PJC		CHILE	252	0	252		252			
26	PER	PJC		PERU	252	0	252		252			
26	RSA	AJU		SOUTH AFRICA	252	0	252		252			
29	BDI	AJU		BURUNDI	182	0	182		182			
29	EST	EJU		ESTONIA	182	0	182		182			
29	GUI	AJU		GUINEA	182	0	182		182			
32	POL	EJU		POLAND	126	0	126				252	
33	AUT	EJU		AUSTRIA	112	0	112		112			
33	CZE	EJU		CZECH REPUBLIC	112	0	112		112			
33	ROU	EJU		ROMANIA	112	0	112		112			
36	POR	EJU		PORTUGAL	91	0	91				182	
37	ISR	EJU		ISRAEL	56	0	56				112	